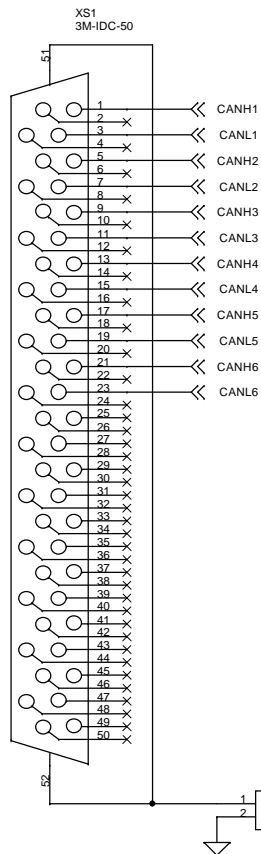
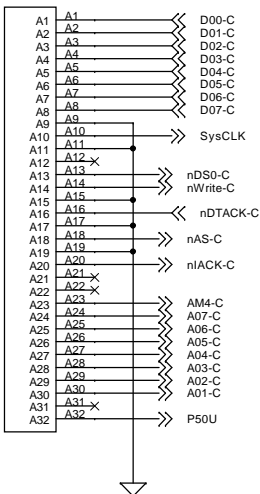


Front panel connectors

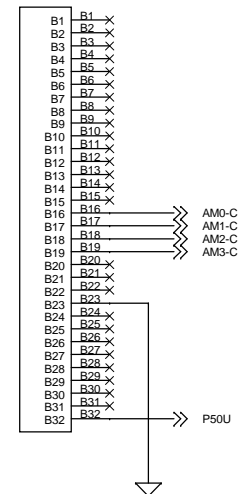


Rear side connector

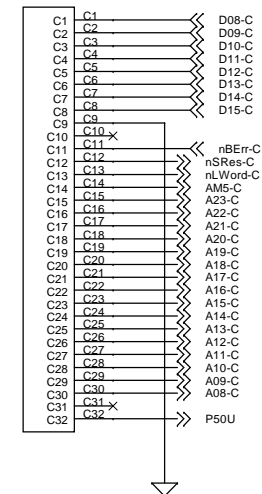
XP5A (C02)
Harting-41612-96



XP5B (C02)
Harting-41612-96



XP5C (C02)
Harting-41612-96



H. Henschel, I. Tsurin		
Title Connectors for the control signals and the VME data		
Size	Document Number BST Pad trigger system: Interface card	Rev 1
Date:	Thursday, September 22, 2005	Sheet 5 of 5