

Fourier transforms

- In this lecture we will:
 - ◆ See how Fourier series can be written in exponential form.
 - ◆ Introduce Fourier transforms.
 - ◆ Look at some examples to try and gain a little insight into the Fourier transform.
- A comprehension question for this lecture:
 - ◆ Show that the Fourier transform of the function:
$$f(x) = -1 \text{ if } -1 < x < 1,$$
$$= 0 \text{ otherwise,}$$
is $\tilde{f}(\omega) = -\frac{2}{\omega} \sin \omega.$

Fourier series using exponentials

- The “standard” formulae for finding Fourier coefficients are:

$$a_0 = \frac{1}{T} \int_{-T/2}^{T/2} g(t) dt$$

$$a_n = \frac{2}{T} \int_{-T/2}^{T/2} g(t) \cos \frac{2n\pi t}{T} dt$$

$$b_n = \frac{2}{T} \int_{-T/2}^{T/2} g(t) \sin \frac{2n\pi t}{T} dt$$

- Now $\exp[i\theta] = \cos \theta + i \sin \theta...$

- ...so could re-write the formulae as:

$$w_n = \frac{2}{T} \int_{-T/2}^{T/2} g(t) \left(\exp \left[-\frac{2in\pi t}{T} \right] \right) dt \text{ for } n \neq 0$$

$$w_0 = a_0$$

- These contain the same information as the standard formulation:

$$\begin{aligned} w_n &= \frac{2}{T} \int_{-T/2}^{T/2} g(t) \left(\cos \left[-\frac{2n\pi t}{T} \right] + i \sin \left[-\frac{2n\pi t}{T} \right] \right) dt \\ &= \frac{2}{T} \int_{-T/2}^{T/2} g(t) \left(\cos \left[\frac{2n\pi t}{T} \right] - i \sin \left[\frac{2n\pi t}{T} \right] \right) dt \\ &= a_n - ib_n \end{aligned}$$

Fourier series using exponentials

- Using this formulation, the Fourier series representation of the function becomes:

$$g(t) = a_0 + \sum_{n=1}^{\infty} \operatorname{Re} \left[w_n \exp \left(\frac{2in\pi t}{T} \right) \right].$$

- This gives us the required result because:

$$\begin{aligned} g(t) &= a_0 + \sum_{n=1}^{\infty} \operatorname{Re} \left[(a_n - ib_n) \left(\cos \frac{2n\pi t}{T} + i \sin \frac{2n\pi t}{T} \right) \right] \\ &= a_0 + \sum_{n=1}^{\infty} \left(a_n \cos \frac{2n\pi t}{T} + b_n \sin \frac{2n\pi t}{T} \right). \end{aligned}$$

- We can go one step further...

Fourier series using exponentials

- Allow negative values of n .
- We then see that, because cosine is even and sine odd, we get coefficients such that:

$$a_n = a_{-n}$$

$$b_n = -b_{-n}$$

- We can then write our function as:

$$g(t) = \frac{1}{2} \sum_{n=-\infty}^{\infty} \operatorname{Re} \left[w_n \exp \left(\frac{2in\pi t}{T} \right) \right].$$

- The factor of $1/2$ is needed as all terms appear twice (once with negative and once with positive n), except for the case where $n = 0$.

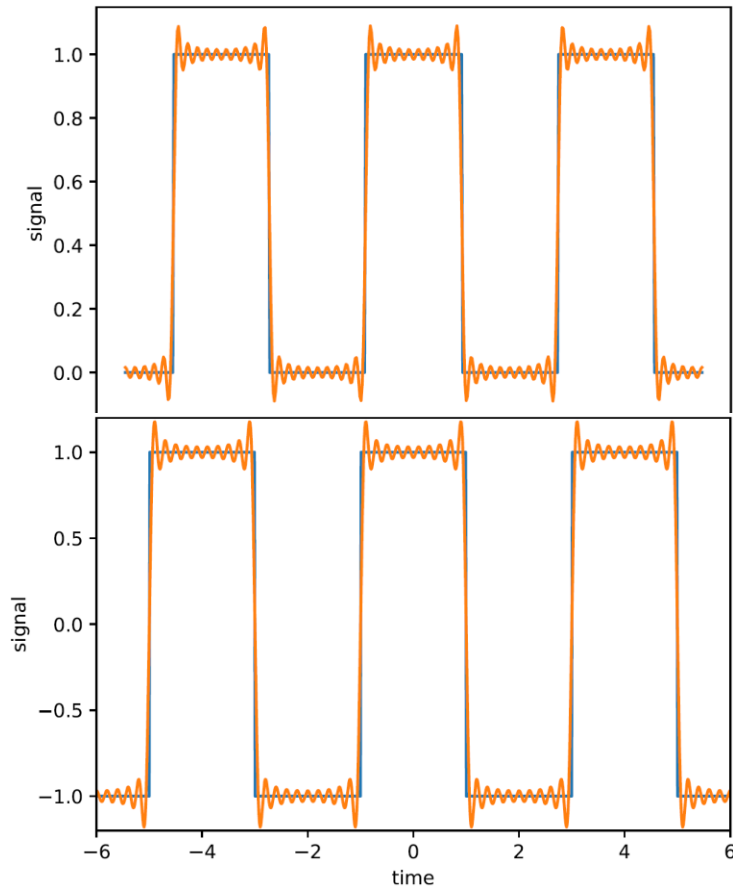
- This also allows us to use the same formula to determine w_0 as all the other coefficients, so:

$$w_n = \frac{2}{T} \int_{-T/2}^{T/2} g(t) \left(\exp \left[-\frac{2in\pi t}{T} \right] \right) dt.$$

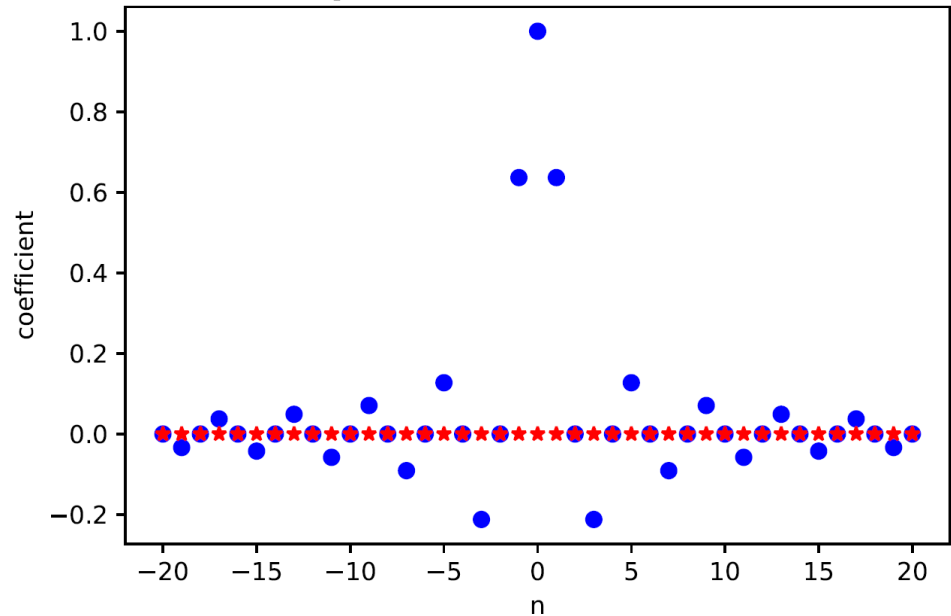
- Note that $w_0 = 2a_0$.
- (We may have to fix the w_0 calc. by hand if n appears in the denominator, as in the case of the square wave.)
- This will make it easier to see the relationship between the Fourier series and the Fourier transform.
- First, check it all works for the square wave (with “fix” for w_0 !).

Fourier series using exponentials

- Square wave, top using exponential, bottom using standard Fourier series (both with 20 terms).



- Plot the coeffs w_n as a function of n .
- The real part (a_n) is shown as blue dots and the imaginary part (b_n) as red stars:



- The b_n are all zero, as correspond to sine (odd) terms and function is even.

Fourier series and transforms

- Fourier series can describe periodic functions (e.g. square wave).
- If need to describe single pulse (e.g. “top hat”), need to move from using cosines and sines with frequencies $0, f, 2f, 3f\dots$ to using full frequency spectrum.
- Make f continuous, so (schematically):

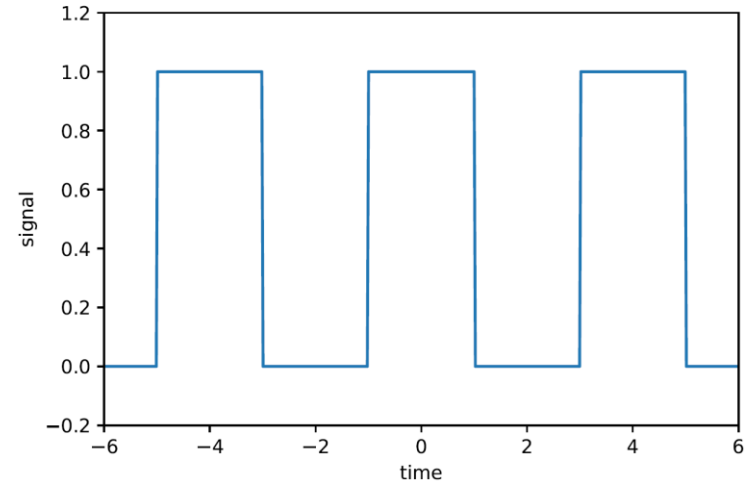
$$g(t) = \sum_n \left(a_n \cos \frac{2\pi n t}{T} + b_n \sin \frac{2\pi n t}{T} \right)$$

$$\rightarrow g(t) = \int a(\omega) \cos \omega t + b(\omega) \sin \omega t d\omega,$$

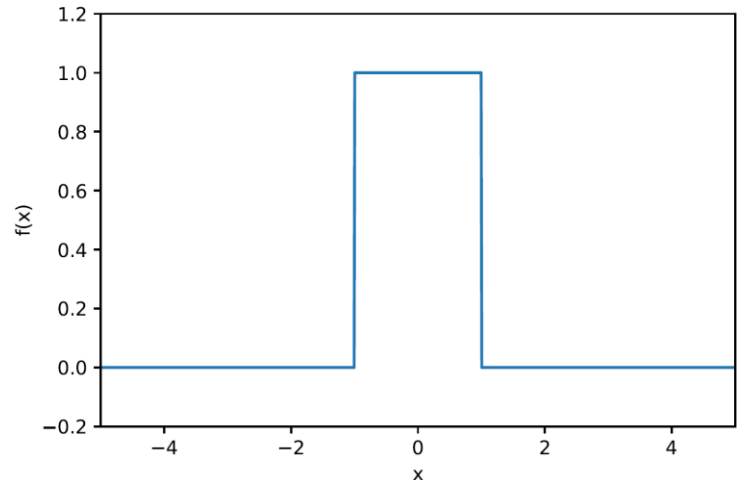
$$\text{or } g(t) = \frac{1}{2} \sum \text{Re} \left[w_n \exp \left(\frac{2i n \pi t}{T} \right) \right]$$

$$\rightarrow g(t) = \frac{1}{2\pi} \int w(\omega) \exp(i\omega t) d\omega.$$

- Square wave:



- Top hat:



Fourier series and transforms

- Conventional notation, is that Fourier transform of a function $f(x)$ is written:

$$\tilde{f}(\omega) = \int_{-\infty}^{\infty} f(x) \exp(-i\omega x) dx.$$

- And the original function can be represented using:

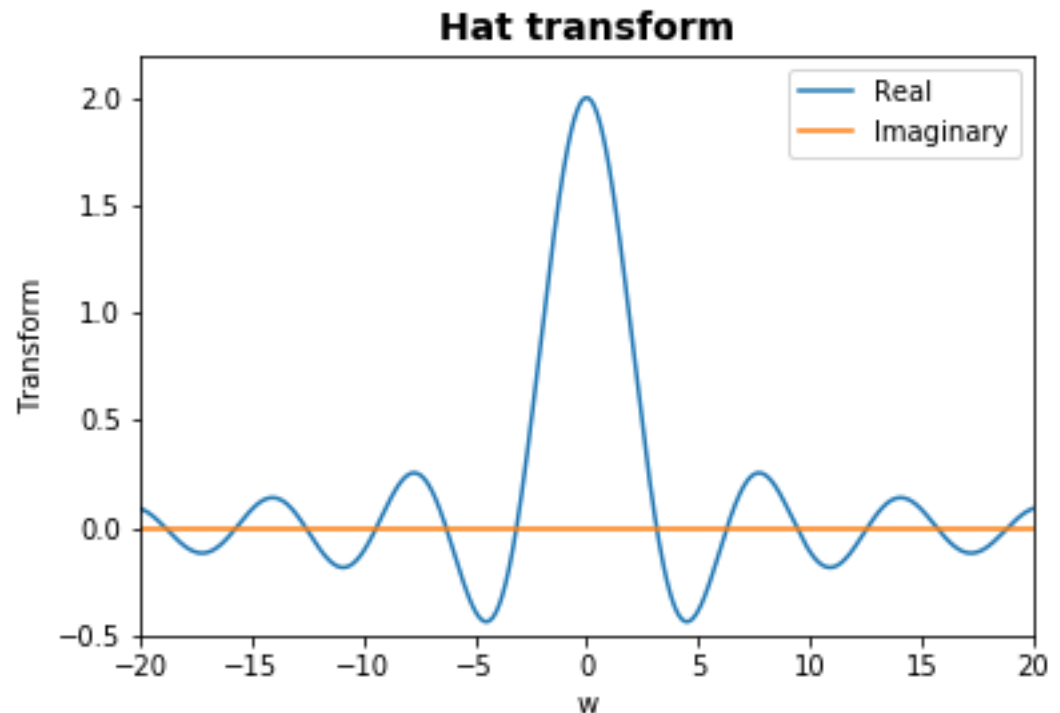
$$f(x) = \frac{1}{2\pi} \int_{-\infty}^{\infty} \tilde{f}(\omega) \exp(i\omega x) d\omega.$$

- Look at an example, the top hat.

$$\begin{aligned} \tilde{f}(\omega) &= \int_{-1}^1 (1) \exp(-i\omega x) dx \\ &= -\frac{1}{i\omega} \exp(-i\omega x) \Big|_{-1}^1 \\ &= -\frac{1}{i\omega} (\exp(-i\omega) - \exp(i\omega)). \end{aligned}$$

- This can be simplified:

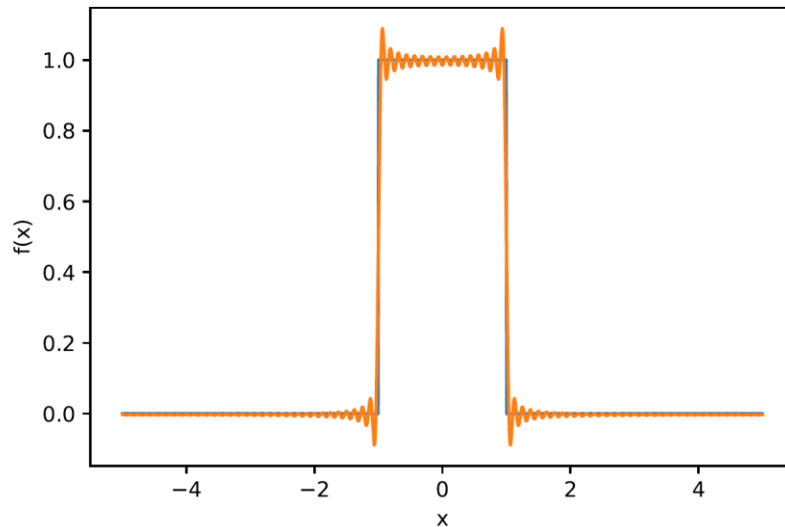
$$\begin{aligned} &-\frac{1}{i\omega} (\exp(-i\omega) - \exp(i\omega)) \\ &= \frac{2}{\omega} \left(\frac{\exp(i\omega) - \exp(-i\omega)}{2i} \right) = \frac{2}{\omega} \sin \omega. \end{aligned}$$



Fourier series and transforms

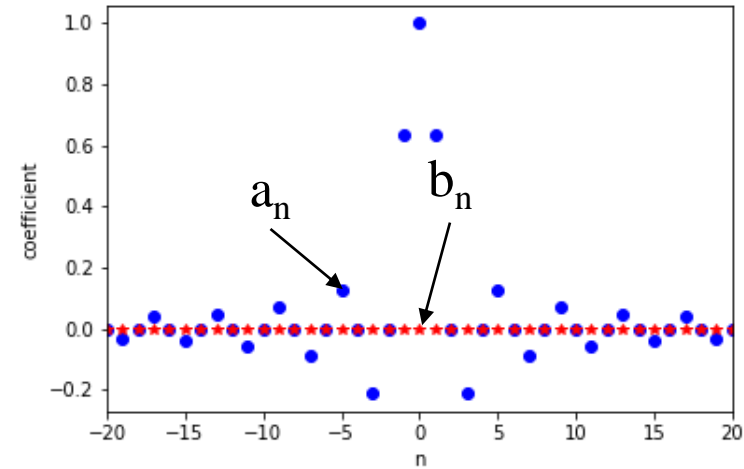
- Now use the transform to represent the original function:

$$f(x) = \frac{1}{2\pi} \int_{-\infty}^{\infty} \tilde{f}(\omega) \exp(i\omega x) d\omega.$$

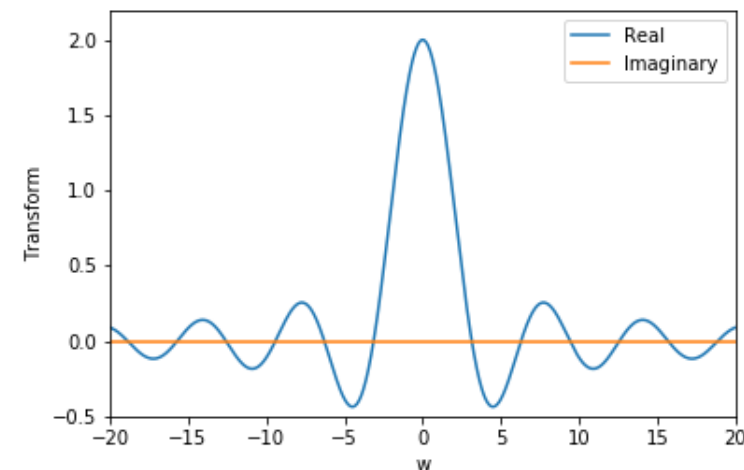


- Representation not perfect, because integration range reduced, equivalent to taking only first terms in the Fourier series.

- Fourier coefficients for square wave:



- Fourier transform for top hat:

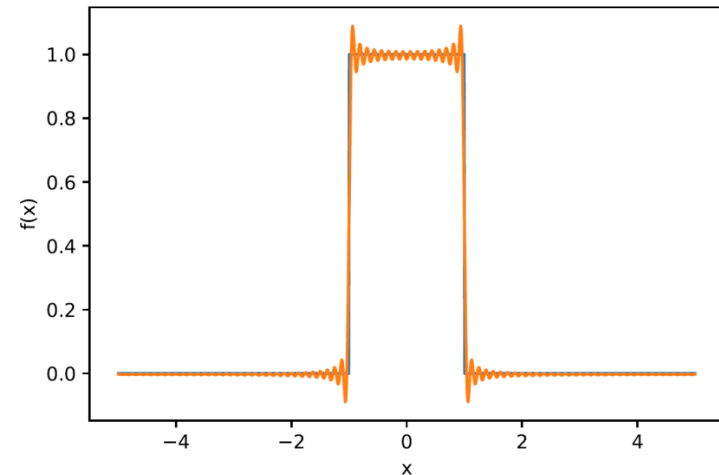


Using Fourier transforms

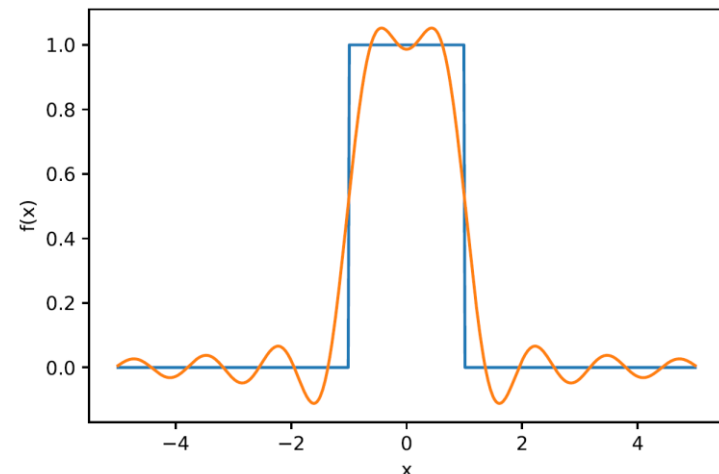
- Similar example as for Fourier series.
- How does an electronic pulse respond to passage through a high- or low-pass filter?
- Describe the pulse using a Fourier transform.
- Apply the frequency dependent function (filter) and evaluate the inverse Fourier transform.
- E.g. for low-pass filters, reduce range of integration

$$f(x) = \frac{1}{2\pi} \int_{-2\pi f_{\text{top}}}^{2\pi f_{\text{top}}} \tilde{f}(\omega) \exp(i\omega x) d\omega$$

- Input:



- Output:



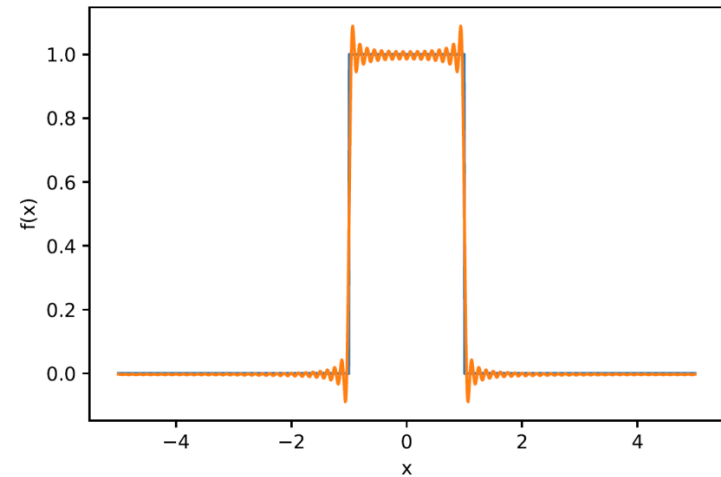
Using Fourier transforms

- For high-pass filter, omit central region of integration:

$$f(x) = \frac{1}{2\pi} \int_{-\infty}^{-2\pi f_{\text{bot}}} \tilde{f}(\omega) \exp(i\omega x) d\omega + \frac{1}{2\pi} \int_{2\pi f_{\text{bot}}}^{\infty} \tilde{f}(\omega) \exp(i\omega x) d\omega$$

- For other filters, multiply transform by function that represents required effect.

- Input:



- Output:

